

Download the CloudCME™ App

The CloudCME™ app will allow you to access your Sharp CME Portal account from your mobile device or tablet. This access includes completing e-modules, submitting faculty documents, completing evaluations and tests and accessing your transcripts and certificates. Take the Sharp CME Portal with you, wherever you go.

1 The CloudCME app is available for both IOS and Android devices. Search your app store and download it or use the appropriate link below.

The
CloudCME
app icon



[LINK](#) to
Android



[LINK](#) to IOS

2 Install the app onto your device and open the app.


3 Enter the organizational code: **sharp**


4 Login using the same credentials you would use to login via computer.


5 Begin using the app.


Need help? Contact us at (858) 499-4560 or cme@sharp.com


TIPS & TRICKS

 Save the app as a shortcut on your screen, so you do not have to go looking for it each time you needed it.

 Consider downloading the app to your tablet or other similar devices that you use.

 The app cannot be used to text attendance. You will still need to send the activity ID via a text message to 858-247-3111.

 Not every function available on the web version of the Sharp CME Portal will be available on the app, but the most commonly used features are.

 The app may be a more convenient way to complete common tasks such as tests and evaluations or completing e-modules for credit.