

Dignity in Pregnancy and Childbirth Curriculum

Tips for Success

- For best results please use **Google Chrome, Internet Explorer** or **Microsoft Edge**. **Do not use Safari.**
- If you select **Launch Course** and nothing happens, turn off pop-up blockers.
- If you have difficulty with this please call the Technical Assistance Center at 858-627-5000. They are available 24/7.


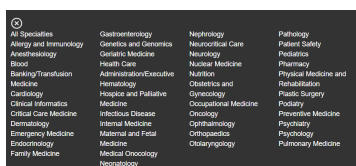

Learning Objectives

1. Review strategies for increasing provider structural competency through a deeper understanding of structural racism.
2. Review tools and practices to reduce provider's own bias in the clinical encounter with Black mothers and birthing people.
3. Model evidence-based actions that can be taken to help buffer patients from racial bias and provide equitable care.

Familiar with Portal?

<https://bit.ly/CASB464>

- 1 Visit CME Portal www.sharp.com/cmeportal
- 2 Sign In (if needed) Select **Sign In** via top navigation bar (far left)
- 3 Browse by Specialty Select **Browse by Specialty** via top navigation bar. Select **Neonatology, Maternal Fetal Medicine,** or **OBGYN** from dropdown.
- 4 Select Dignity in Pregnancy ... Select **Dignity in Pregnancy and Childbirth Curriculum**
- 5 Select Content Select **Content** tab at top of screen
- 6 Complete Module Progress through content Part 1 - 3 via **Launch Website** for each
- 7 Complete Attestation Select **Attestation** after finishing course. Select green **Show Results** button in top right.
- 8 Complete Evaluation Select **Complete Evaluation**. Answer all required questions.*
If you "X" out and skip this step, select **My Account, then **Evaluations & Certificates**.*
- 9 Submit Certificate Certificate should be emailed to you. Please forward to appropriate contact as needed.



Need to contact us? Phone: (858) 499- 4560 Email: cme@sharp.com