

SMH Cardiac Arrest Care for Resuscitation Professionals 2022

Tips for Success

- For best results please use **Google Chrome, Internet Explorer** or **Microsoft Edge**. **Do not use Safari.**
- If you select **Launch Course** and nothing happens, turn off pop-up blockers.
- If you have difficulty with this please call the Technical Assistance Center at 858-627-5000. They are available 24/7.

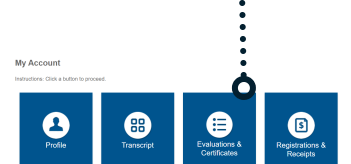

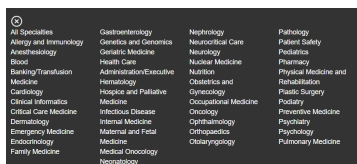

Learning Objectives

1. Review techniques for improving neuro-intact recovery after out of hospital cardiac arrest
2. Review techniques for improving incidence of Return of Spontaneous Circulation after cardiac arrest
3. Review techniques for improving hemodynamic parameters after return of spontaneous circulation after cardiac arrest
4. Review techniques for improving team-based management skills during management of patients who suffer cardiac arrest

Familiar with Portal?

<https://sharp.cloud-cme.com/AACLS>

- 1 Visit CME Portal www.sharp.com/cmeportal
- 2 Sign In (if needed) Select **Sign In** via top navigation bar (far left)
- 3 Browse by Specialty Select **Browse by Specialty** via top navigation bar. Select **Cariology** from dropdown.
- 4 Select IRB - Protecting ... Select **SMH Cardiac Arrest Care for Resuscitation Professionals 2022**
- 5 Select Content Select **Content** tab at top of screen
- 6 Complete Module Progress through content from **Launch Course > Test**
- 7 Complete Posttest Select **Test** after finishing course. Select green **Show Results** button in top right.
- 8 Complete Evaluation Select **Complete Evaluation**. Answer all required questions.*
*If you "X" out and skip this step, select **My Account**, then **Evaluations & Certificates**.
- 9 Submit Certificate Certificate should be emailed to you. Please forward to appropriate contact as needed.



Need to contact us? Phone: (858) 499- 4560 Email: cme@sharp.com

